



Suicide in Georgia

1,635 deaths

GA ranked 31st in suicide deaths in the US in 2023. The age-adjusted suicide rate observed in Georgia is similar to the rate observed in the Southern states and slightly higher than the national rate. In 2024, 1,635 suicide deaths were reported via Georgia's vital records. These deaths equate to 49,163 years of potential life lost. No suicide deaths were reported in individuals younger than 10 years old or Pacific Islanders. Suicide is the 11th leading cause of death overall in Georgia.

CDC WISQARS and GA Dept of Public Health

DEMOGRAPHICS

AGE
Suicide death rates are highest among persons 25 - 44 years old. Suicide is the 2nd leading cause of death among those 10-14 years and 25-34 years of age.

AGE

SEX
Males account for 82% of suicide deaths while females account for 18%. Females are medically treated for intentional self-harm (incl. suicide attempts) more often than males.

SEX

RACE
Suicide deaths are most common among White persons followed by Black or African American, Asian, and multiracial persons.

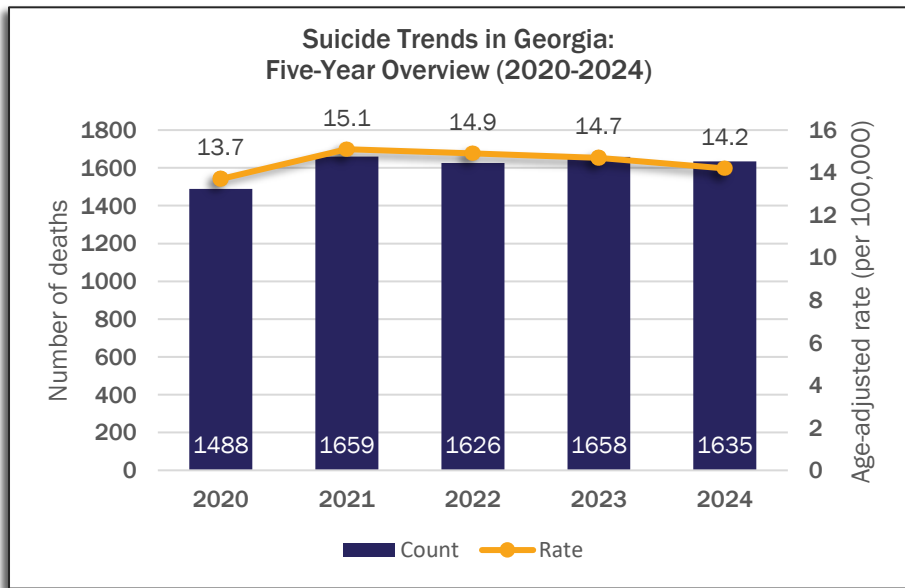
RACE

ETHNICITY
Suicide deaths are more common among persons not of Hispanic origin.

ETHNICITY

URBAN-RURAL
The suicide rate in Georgia's rural counties is higher than the rate in urban counties.

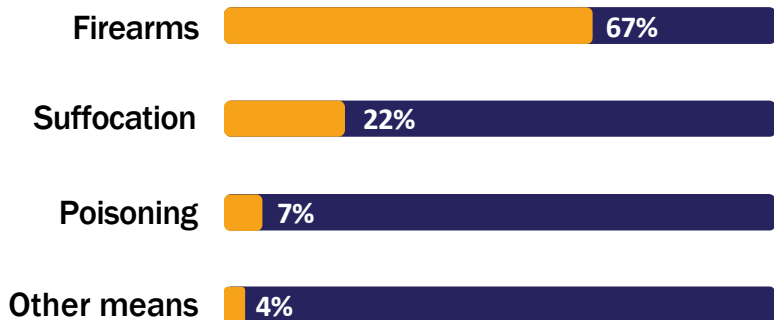
URBAN-RURAL



Georgia DPH OASIS

MEANS OF DEATH

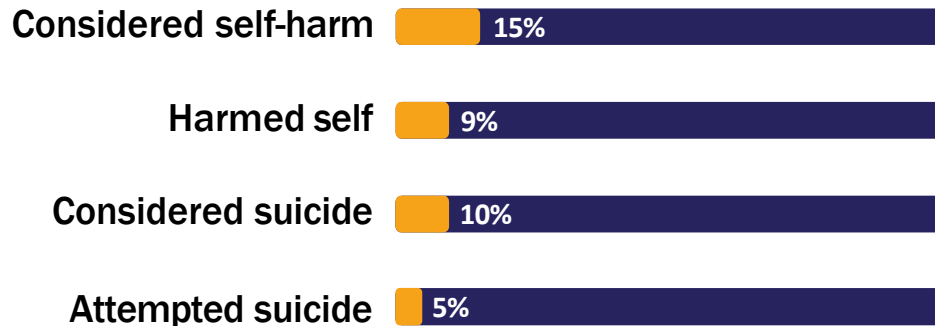
Firearms are the most common means of suicide death followed by suffocation, drug poisoning, and other means. Males and females utilize suffocation and other means at similar frequencies. Females use drug poisoning more often than males, and males use firearms more than females (Georgia Violent Death Reporting System, 2023).



Notes: Data limited to deaths that occurred in the state of Georgia. Weapon types are not mutually exclusive; more than one weapon type can be involved in one incident

Suicide in Georgia

YOUTH IDEATION



Georgia Student Health Survey, 2024

SUICIDE ATTEMPTS

9,414 medically treated attempts in 2024

Emergency department visit and hospital discharge data is used to measure medically treated suicide attempts. Emergency department visits indicate a less severe consequence due to the attempt while hospitalizations indicate severe consequences that require extensive medical treatment. This estimate does not consider suicide attempts that were not medically treated. It is estimated that approximately 25 suicide attempts occur for each suicide death (National Center for Health Statistics, 2020).

Data source: GA DPH OASIS

Overall, medically treated attempts have *increased* since 2020. Emergency department and hospital utilization may have been lower in 2020 due to the COVID-19 pandemic.



6,704 emergency room visits
Rate of 61.8 per 100,000 persons

Emergency room visits have *increased* since 2020.



2,710 hospital discharges
Rate of 24.2 per 100,000 persons

Hospital discharges have *decreased* since 2020.



988
LIFELINE

GEORGIA

Call or text **988** or visit 988lifeline.org for immediate crisis support or access to services. Help is available 24/7.

For more information and resources on suicide prevention, visit preventsulcldega.org/

