



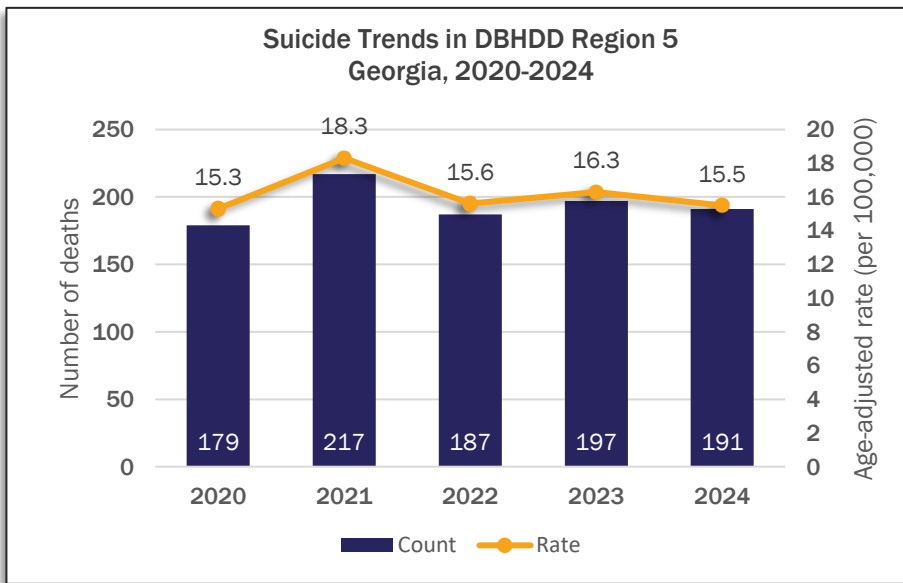
# Suicide in Region 5

Counties: Appling, Atkinson, Bacon, Bleckley, Brantley, Bryan, Bulloch, Camden, Candler, Charlton, Chatham, Clinch, Coffee, Dodge, Effingham, Evans, Glynn, Jeff Davis, Johnson, Laurens, Liberty, Long, McIntosh, Montgomery, Pierce, Pulaski, Tattall, Telfair, Toombs, Treutlen, Ware, Wayne, Wheeler, Wilcox

191 deaths

Region 5 had 191 reported suicide deaths in 2024. These deaths equate to 5,469 years of potential life lost. Compared to other regions, Region 5 had the highest suicide death rate among persons of Hispanic origin and females. This region had the lowest suicide rate among Black or African American persons. There were no suicide deaths reported among Pacific Islanders, Indigenous persons, or multiracial persons.

Georgia Dept of Public Health



Georgia DPH OASIS

## DEMOGRAPHICS

**AGE**  
Suicide death rates are highest among persons 45 - 64 years old.

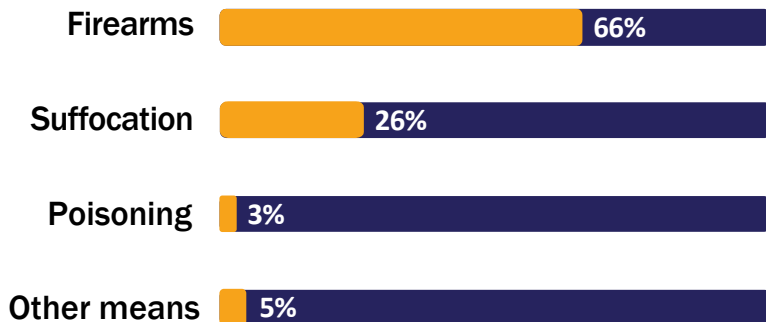
**SEX**  
Males account for 80% of deaths while females account for 20%.

**RACE**  
Suicide deaths are most common among White persons followed by Black or African American persons.

**ETHNICITY**  
Suicide deaths are more common among persons not of Hispanic origin.

## MEANS OF DEATH

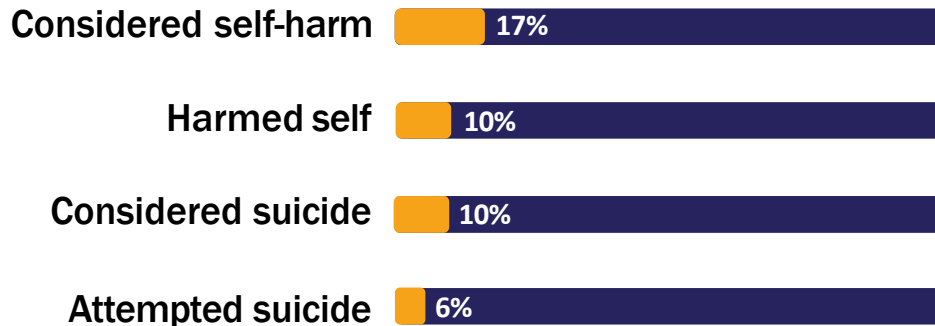
Firearms are the most common means of suicide death followed by suffocation, other means, and drug poisoning. Males and females utilize suffocation and other means at similar frequencies, though more females use drug poisoning while more males use firearms (Georgia Violent Death Reporting System, 2023).



Notes: Data limited to deaths that occurred in the state of Georgia. Weapon types are not mutually exclusive; more than one weapon type can be involved in one incident

# Suicide in Region 5

## YOUTH IDEATION



Georgia Student Health Survey, 2024

## SUICIDE ATTEMPTS

1,004 medically treated attempts in 2024

Emergency department visit and hospital discharge data is used to measure medically treated suicide attempts. Emergency department visits indicate a less severe consequence due to the attempt while hospitalizations indicate severe consequences that require extensive medical treatment. This estimate does not consider suicide attempts that were not medically treated. It is estimated that approximately 25 suicide attempts occur for each suicide death (National Center for Health Statistics, 2020).

Data source: GA DPH OASIS

Overall, medically treated attempts have *increased* since 2020. Emergency department and hospital utilization may have been lower in 2020 due to the COVID-19 pandemic.



746 emergency room visits  
Rate of 63.6 per 100,000 persons

Emergency room visits have *increased* since 2020.



258 hospital discharges  
Rate of 22 per 100,000 persons

Hospital discharges have *decreased* since 2020.



**988**  
LIFELINE

GEORGIA

Call or text **988** or visit [988lifeline.org](https://988lifeline.org) for immediate crisis support or access to services. Help is available 24/7.

For more information and resources on suicide prevention, visit [preventsulcldega.org/](https://preventsulcldega.org/)

