



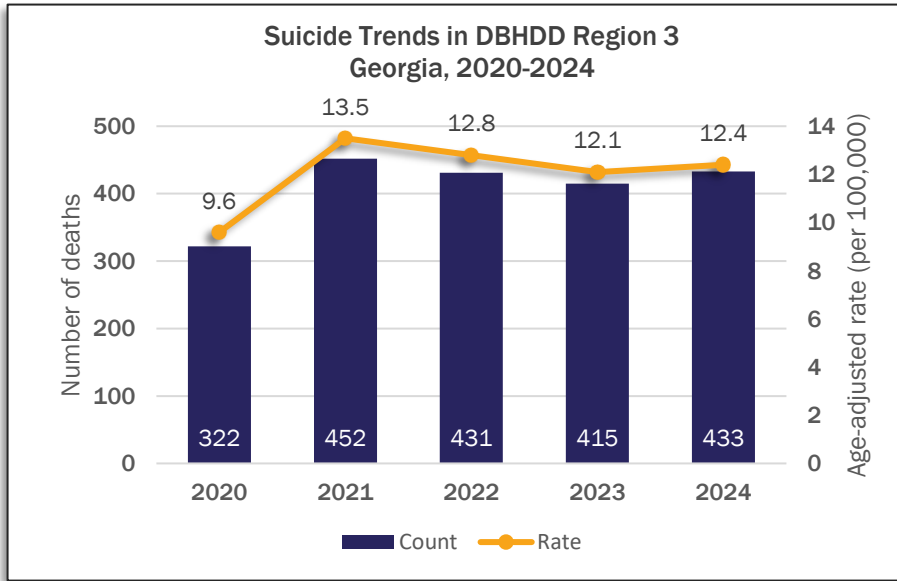
# Suicide in Region 3

Counties: Clayton, DeKalb, Fulton, Gwinnett, Newton, Rockdale

433 deaths

Region 3 had 433 reported suicide deaths in 2024. This equates to 14,477 years of potential life lost. Compared to other regions, Region 3 had the lowest overall suicide death rate. Region 3 had the lowest suicide rates among Non-Hispanic persons, White persons, persons aged 25-44 & 45-64 years, and males. This region had the highest death rate among Black or African American persons and persons aged 18-24 years. There were no suicide deaths reported among Pacific Islanders.

Georgia Dept of Public Health



Georgia DPH OASIS

## DEMOGRAPHICS

AGE

Suicide death rates are highest among persons 18 - 24 years of age.

SEX

Males account for 80% of deaths while females account for 20%.

RACE

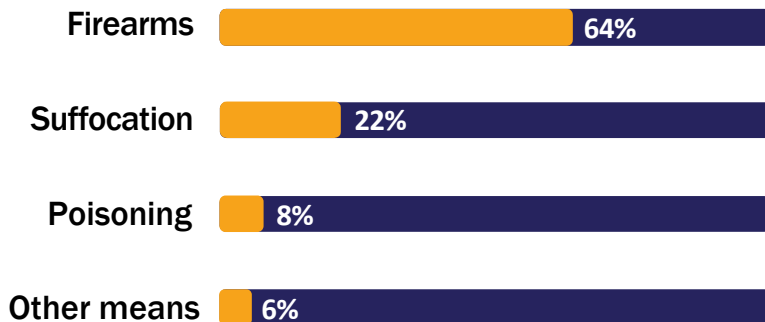
Suicide deaths are most common among White persons followed by Black or African American and Asian persons.

ETHNICITY

Suicide deaths are more common among persons not of Hispanic origin.

## MEANS OF DEATH

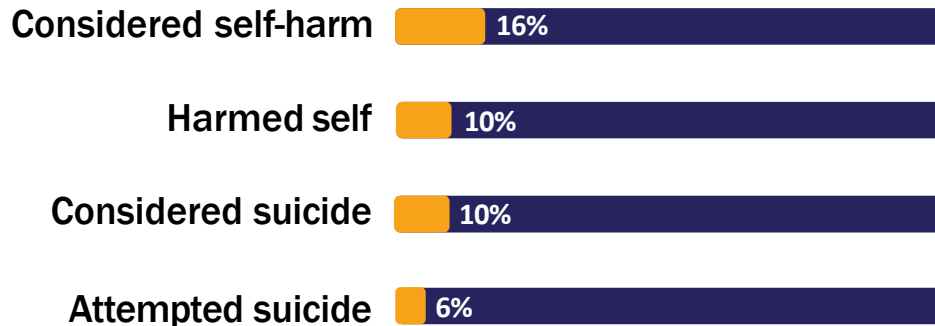
Firearms are the most common means of suicide death followed by suffocation, drug poisoning, and other means. Males and females utilize other means at similar frequencies, though more females use suffocation and drug poisoning while more males use firearms (Georgia Violent Death Reporting System, 2023).



Notes: Data limited to deaths that occurred in the state of Georgia. Weapon types are not mutually exclusive; more than one weapon type can be involved in one incident

# Suicide in Region 3

## YOUTH IDEATION



Georgia Student Health Survey, 2024

## SUICIDE ATTEMPTS

2,575 medically treated attempts in 2024

Emergency department visit and hospital discharge data is used to measure medically treated suicide attempts. Emergency department visits indicate a less severe consequence due to the attempt while hospitalizations indicate severe consequences that require extensive medical treatment. This estimate does not consider suicide attempts that were not medically treated. It is estimated that approximately 25 suicide attempts occur for each suicide death (National Center for Health Statistics, 2020).

Data source: GA DPH OASIS

Overall, medically treated attempts have *increased* since 2020. Emergency department and hospital utilization may have been lower in 2020 due to the COVID-19 pandemic.



1,769 emergency room visits  
Rate of 52.6 per 100,000 persons

Emergency room visits have *increased* since 2020.



806 hospital discharges  
Rate of 23.5 per 100,000 persons

Hospital discharges have *increased* since 2020.



**988**  
LIFELINE  
GEORGIA

Call or text **988** or visit [988lifeline.org](https://988lifeline.org) for immediate crisis support or access to services. Help is available 24/7.

For more information and resources on suicide prevention, visit [preventsulcldega.org/](https://preventsulcldega.org/)

