



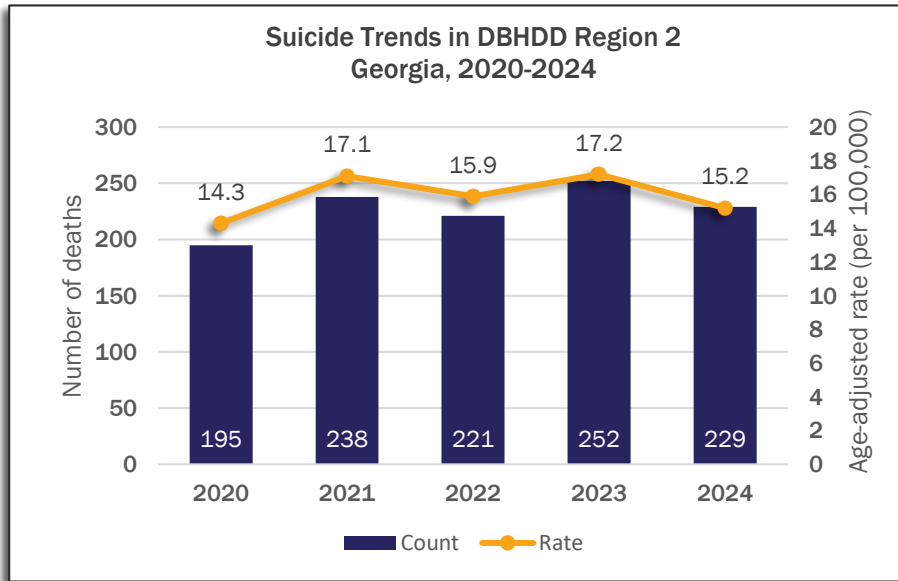
Suicide in Region 2

Counties: Baldwin, Barrow, Bibb, Burke, Clarke, Columbia, Elbert, Emanuel, Glascock, Greene, Hancock, Jackson, Jasper, Jefferson, Jenkins, Jones, Lincoln, Madison, McDuffie, Monroe, Morgan, Oconee, Oglethorpe, Putnam, Richmond, Screven, Taliaferro, Twiggs, Walton, Warren, Washington, Wilkes, Wilkinson

229 deaths

Region 2 had 229 reported suicide deaths in 2024. These deaths equate to 6,319 years of potential life lost. Compared to other regions, Region 2 had the lowest reportable suicide death rate among persons of Hispanic origin, but a high suicide rate among persons 65 years and older. There were no suicide deaths reported among Pacific Islanders or Indigenous persons.

Georgia Dept of Public Health



Georgia DPH OASIS

DEMOGRAPHICS

AGE

Suicide death rates are highest among persons 45 - 64 years of age.

SEX

Males account for 83% of deaths while females account for 17%.

RACE

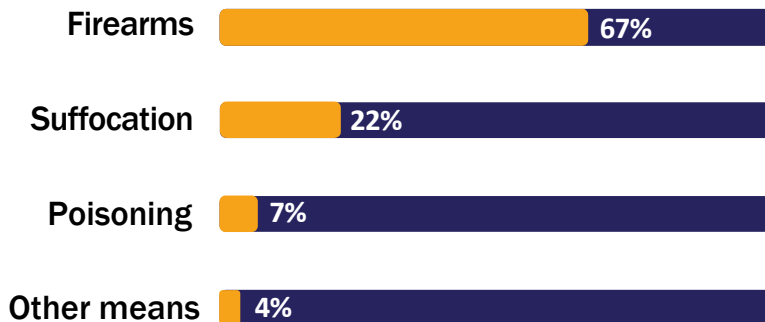
Suicide deaths are most common among White persons followed by Black or African American, Asian, and multiracial persons.

ETHNICITY

Suicide deaths are more common among persons not of Hispanic origin.

MEANS OF DEATH

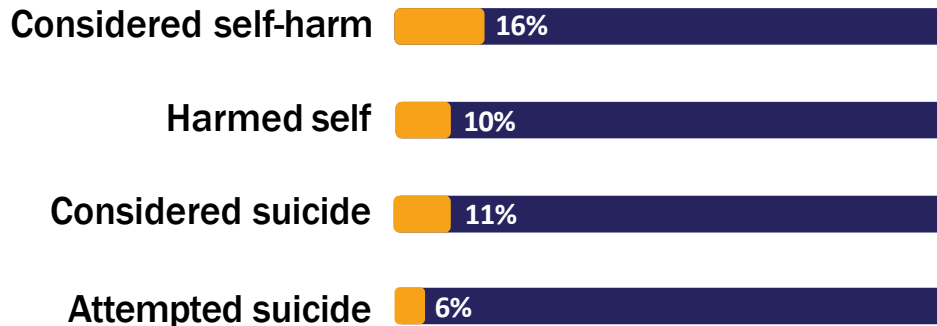
Firearms are the most common means of suicide death followed by suffocation, drug poisoning, and other means. Males and females utilize suffocation and other means at similar frequencies, though more females use drug poisoning while more males use firearms (Georgia Violent Death Reporting System, 2023).



Notes: Data limited to deaths that occurred in the state of Georgia. Weapon types are not mutually exclusive; more than one weapon type can be involved in one incident

Suicide in Region 2

YOUTH IDEATION



Georgia Student Health Survey, 2024

SUICIDE ATTEMPTS

1,358 medically treated attempts in 2024

Emergency department visit and hospital discharge data is used to measure medically treated suicide attempts. Emergency department visits indicate a less severe consequence due to the attempt while hospitalizations indicate severe consequences that require extensive medical treatment. This estimate does not consider suicide attempts that were not medically treated. It is estimated that approximately 25 suicide attempts occur for each suicide death (National Center for Health Statistics, 2020).

Data source: GA DPH OASIS

Overall, medically treated attempts have *increased* since 2020. Emergency department and hospital utilization may have been lower in 2020 due to the COVID-19 pandemic.



970 emergency room visits
Rate of 68.7 per 100,000 persons

Emergency room visits have *increased* since 2020.



388 hospital discharges
Rate of 26.9 per 100,000 persons

Hospital discharges have *decreased* since 2020.



988
LIFELINE
GEORGIA

Call or text **988** or visit 988lifeline.org for immediate crisis support or access to services. Help is available 24/7.

For more information and resources on suicide prevention, visit preventsulcldega.org/

